

Ensure that your fences and hedges are in a good state of repair and do not provide easy access for the thief. Have a look around your premises and ask yourself if it could be made more secure. When your animal/tack has been security marked you should display signs on fences to show that this has been done to help deter potential thieves.

If you see anything suspicious report it to the police. **In an emergency always dial 999.**

### Rider safety

Always leave a copy of your route at the stables or with a friend and keep to it. Leave a note of your time of departure and approximate time of return, even when out on exercise. If possible, take a mobile phone with you and ensure that the stable has your number. Always wear high visibility/fluorescent clothing and try and always ride with someone else. Take extra care when riding through wooded areas. Please stress to your children not to speak to strangers. Do not ride after dark unless it is absolutely necessary. Carry a torch in addition to your safety equipment. Report all accidents to a responsible adult.



### If you are a victim of crime

If you are unfortunate enough to be the victim of a crime, report it to the police as soon as possible, **telephone 01926 415000**. If your horse or pony has been stolen advertise his/her description (including photographs) in the local press and radio. Also contact the national equine press, e.g. Horse and Hound, and organisations such as the World Horse Welfare, UK Horsecatch Alliance or National Equine Database - they will be able to help you with the location of markets etc. Visit as many venues as you can, enlisting the help of friends when possible.

Further advice on all aspects of crime prevention can be obtained free of charge from your **Police Crime Reduction Officer** who can be contacted on **01926 415000**.

If you have any information about crime but do not want to identify yourself call **Crimestoppers on 0800 555 111**.

### Horse Watch

Please join the **Warwickshire Horse Watch Scheme** to receive crime related alerts by email, text or telephone.

Contact [watch@warwickshire.police.uk](mailto:watch@warwickshire.police.uk) for a sign up form.

Visit the County Horse Watch web site: [www.warwickshire-horsecatch.info](http://www.warwickshire-horsecatch.info)

# CRIME REDUCTION ADVICE FOR HORSE OWNERS



**This booklet, supported by Warwickshire Police, aims to prevent and reduce equine related crime.**

Your commitment to your horse provides a basis on which to build a range of measures which can help to reduce the risk of becoming a victim of crime.

In many cases, dedication alone will not be sufficient. A range of proven security measures have therefore been developed to help support the horse owner and prevent the theft of horses and tack.

The following information gives general guidance on a wide range of security measures covering horses, tack, trailers, horseboxes and stables.

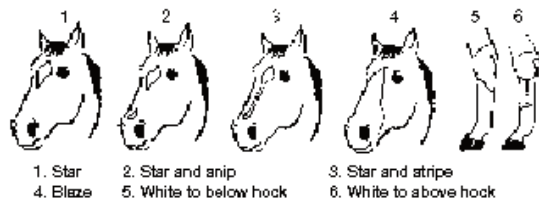


# CRIME REDUCTION MEASURES

## HORSE PASSPORT

Take colour photographs of your horse in summer and winter. Ensure that it is standing correctly as shown in the horse passport. Take photographs from the side as well as the front and behind. If the horse has a peculiar mark or scar, photograph that as well and make sure you can identify where on the horse the mark or scar is. Have several prints ready so that you can circulate them quickly if your horse is stolen. Keep the negatives safe.

Ensure you complete the horse passport as soon as possible. Ensure that any marks, whorls etc are shown. If in doubt, have the drawing completed by a veterinary surgeon.



## SECURITY MARKING

Have your horse security marked. Experience has proven that marking your horse, as well as your tack, does deter thieves. Ensure that you check your horse at least twice daily and vary your times. Do not set up a pattern for the thief to use to their advantage.

If your animals are grass kept, do not leave a headcollar or a lead rope dangling at the gate because this could help the thief take your horse.

Recognised methods of security marking for equines are:-

### Freeze branding

This is humanely done by freeze marking a number on the horse's body (usually on the saddle patch) with chilled irons. If the company's instructions are followed it leaves a unique number for life. Records of freeze marked animals are kept and registration papers are issued to owners.

### Hoof branding

This involves having your postcode branded on your animal's hooves. You purchase the branding irons and have your farrier apply the brand. It requires periodic renewal as the hoof grows.

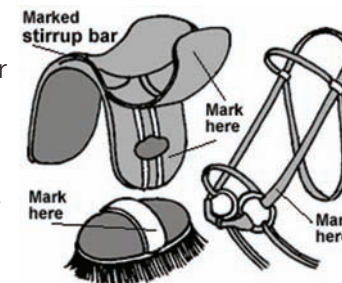
### Microchip implant

This is implanted in the animal's neck. The RSPCA and certain other organisations have transceivers which can detect the signal from the microchip if the horse is stolen.

## SADDLERY

All saddlery should be security marked. You can have your tack postcoded which is done with a metal punch or an engraving tool. It is not advisable to stamp your code on reins and thin bits of leather. Your postcode can be engraved on a stirrup bar of your saddle.

Do not be tempted to engrave your postcode on any bits - this could leave you with an animal with a sore mouth and a vet's bill! Also photograph your saddlery, especially if it is unusual. This is a valuable aid towards the detection of stolen goods. Ensure you have a comprehensive list of all your tack.

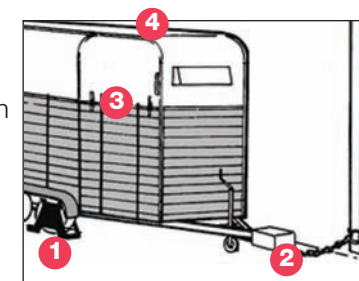


Please make sure you complete all the necessary details on the identification as it is very difficult to trace stolen tack without knowing the saddle's make or identifying number.

## HORSE BOXES AND TRAILERS

As with other equipment, photograph your horse box/trailer. Ensure it is immobilised when parked, but that it can be brought into use quickly in the event of an emergency.

Use wheel clamps, hitch locks, car alarms/immobilisers. Consider having your trailer security marked with your postcode. Personalise your vehicle(s). Park them where you can see them, preferably in an area which is lit up at night or has intruder security lighting. Thefts of horse boxes and trailers have presented more of a problem over the past few years but with modern security devices fitted, they are certainly a lot harder for the thief to steal. Post Coding the roof, usually with self adhesive lettering, makes them easy to detect.



- 1 Wheel Clamp
- 2 Hitchlock with Chain
- 3 Car Alarm
- 4 Post Code Roof

## STABLES/PADDOCKS

Contact your Police Crime Reduction Officer who will be able to give you free professional advice on all aspects of building security. Consider installing burglar alarms and security lighting. Do not mark which door is the entrance to the tack room - don't make it easy for the thief.

Openly display signs and advertise that all your property has been security marked. Secure all doors with substantial padlocks (never padlock a stable door if an animal is in the stable). Gates should also be secured with padlocks and should also have hinges fitted so that the gate cannot be lifted off.

